UNIVERSITY OF SCIENCE - VNUHCM
Faculty of Information Technology

INTERNET OF THINGS

1.4

POTENTIOMETER





POTENTIOMETER (Biến trở)

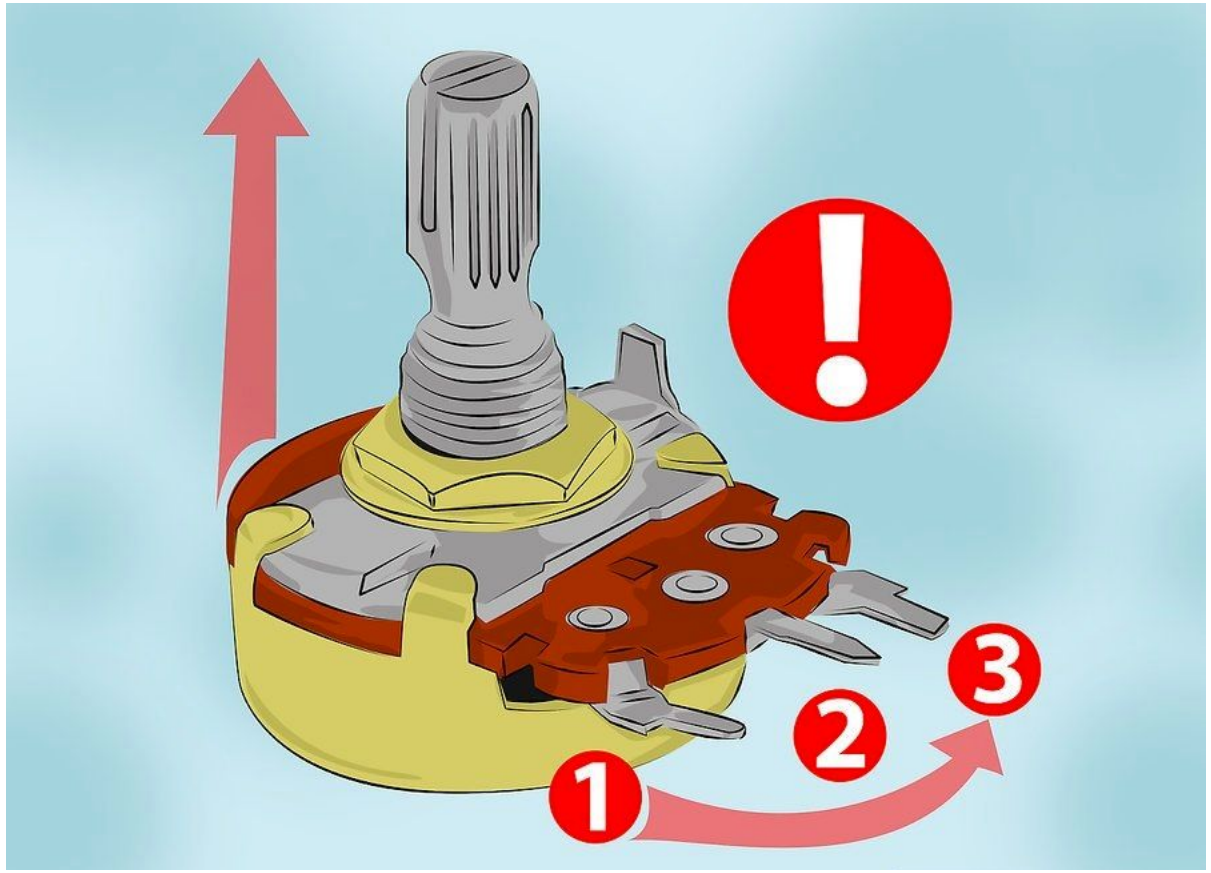

Potentiometer	Arduino
1	GND
2	Analog Pin
3	5v

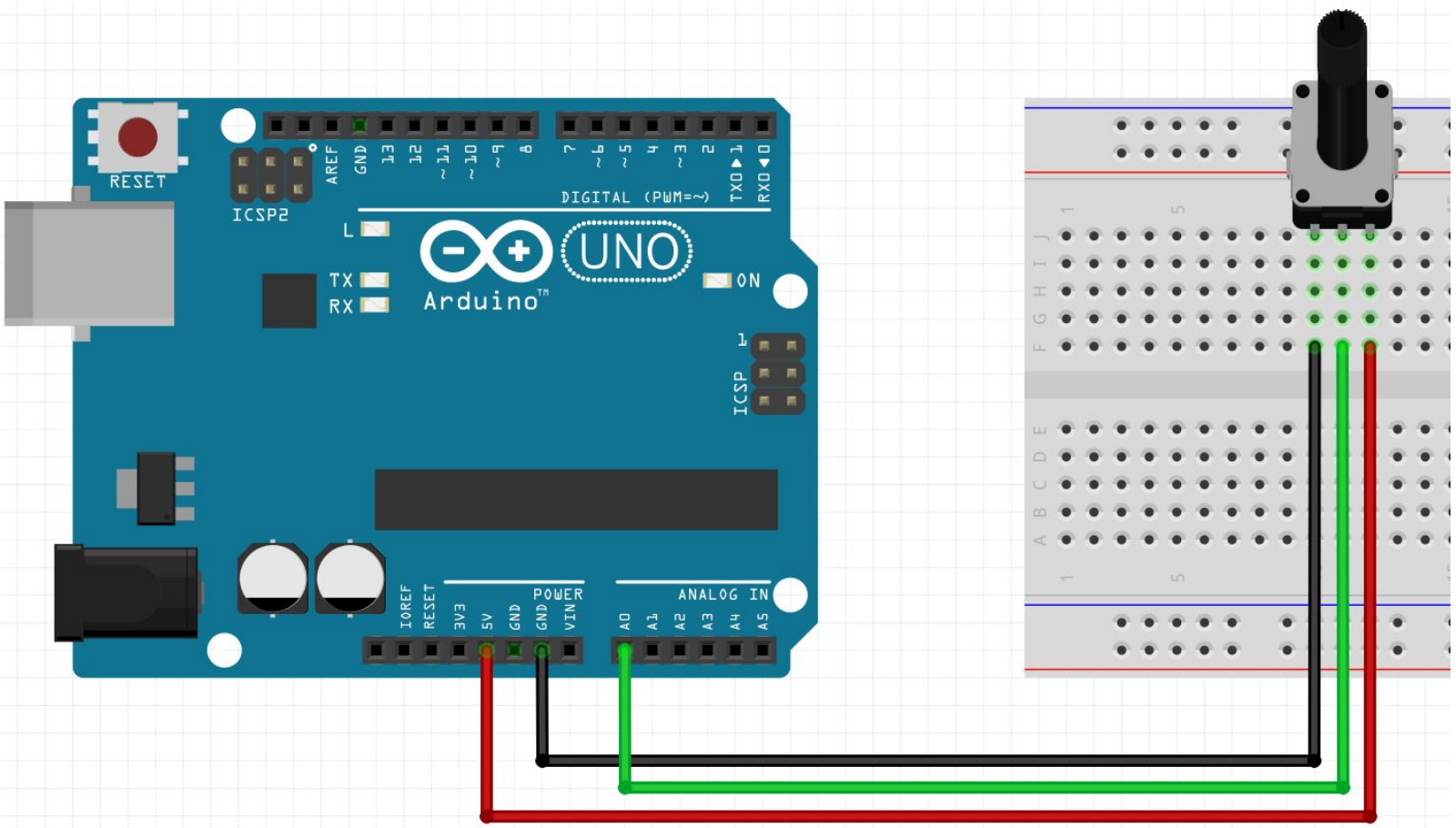

Potentiometer	Arduino
1	GND
2	A0
3	5V

```ino
int potentiometer_pin = A0;

void setup() {
  pinMode(potentiometer_pin, INPUT);
  Serial.begin(9600);
}

void loop() {
  int value = analogRead(potentiometer_pin);  //values in range 0 - 1023
  Serial.println(value);
  delay(100);
}
```



Change the brightness of the LED with potentiometer

```
int led_value = map(potentiometer_value, 0, 1023, 0, 255)
```

```
int potentiometer_pin = A0;
int led_pin = 6;

void setup() {
  pinMode(potentiometer_pin, INPUT);
  pinMode(led_pin, OUTPUT);
  Serial.begin(9600);
}

void loop() {
  int value = analogRead(potentiometer_pin);  //values in range 0 - 1023
  int led_value = map(value, 0, 1023, 0, 255);
  analogWrite(led_pin, led_value);
  delay(100);
}
```